

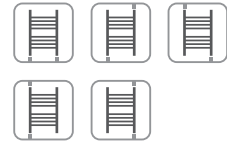
Bohemia

CLASSICSTYLE

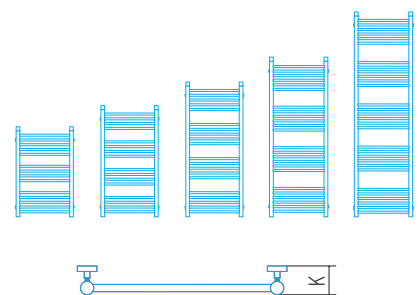
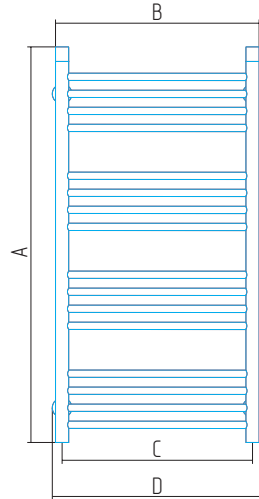
Art.	Heating capacity 55/45/20°C (W)	Heating capacity 75/65/20°C (W)	Heating capacity 90/70/20°C (W)	Total weight, inc. components and packaging (kg)	Internal volume (dm³)	Recommended capacity of electric heating element (W)
**205	169	348	435	5,80	1,93	300
**207	204	412	511	6,60	2,33	300
**209	245	504	630	8,60	2,78	300
**212	199	408	510	6,60	2,18	300
**213	232	476	595	7,80	2,62	300
**214	286	588	735	9,80	3,13	300
**215	327	672	840	11,80	3,48	600
**216	388	800	1006	14,00	3,51	600
**217	442	910	1137	15,80	3,86	600
**218	608	1014	1216	17,60	4,61	600
**219	697	1161	1393	19,40	5,12	600



Piping connection points:



Attention!
An electric element must be mounted at the bottom of the collector marked with a red dot.
An electric element can be mounted on right and left side. For this purpose it is advised to reverse the radiator in a way that a collector with a red dot is on the demanded side.
Use the radiator only in vertical position – with an electric element at the bottom.



Art.	A	B	C	D	E	F	G	X	P	K
**205	758	432	400	450	54-70	80	562	116	32	69-85
**207	958	432	400	450	54-70	80	762	116	32	69-85
**209	1158	432	400	450	54-70	80	962	116	32	69-85
**212	758	532	500	550	54-70	80	562	116	32	69-85
**213	958	532	500	550	54-70	80	762	116	32	69-85
**214	1158	532	500	550	54-70	80	962	116	32	69-85
**215	1158	632	600	650	54-70	80	962	116	32	69-85
**216	1458	532	500	550	54-70	80	1262	116	32	69-85
**217	1458	632	600	650	54-70	80	1262	116	32	69-85
**218	1758	532	500	550	54-70	80	1562	116	32	69-85
**219	1758	632	600	650	54-70	80	1562	116	32	69-85

Colour range



50XXX
Polished
Stainless Steel



53XXX
Gold